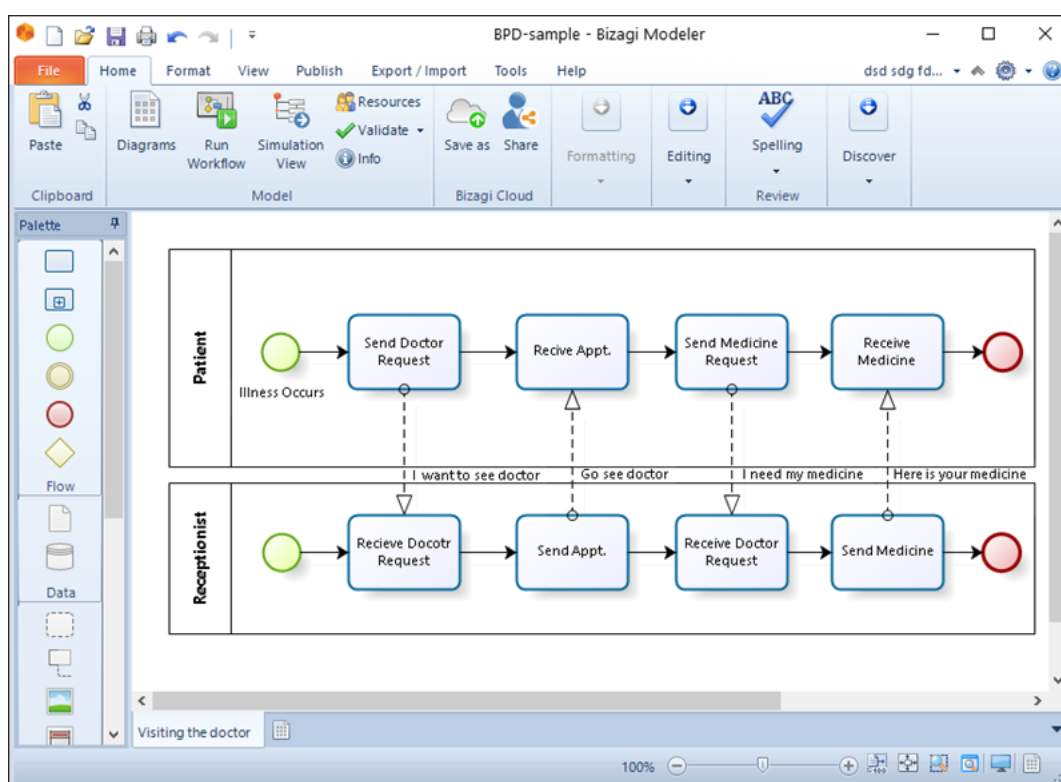




How to Import Bizagi Project into Visual Paradigm?

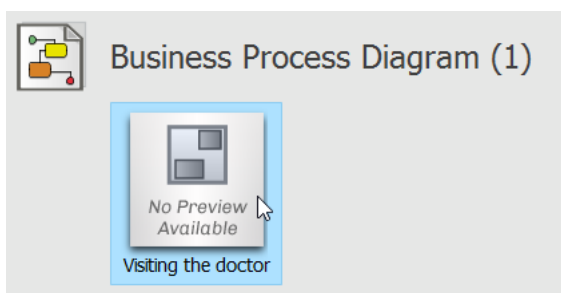
Written Date : December 15, 2010

1. Download [BPD-sample.bpm](#). You can also find this file at the bottom of this tutorial. The following is the Bizagi drawing:

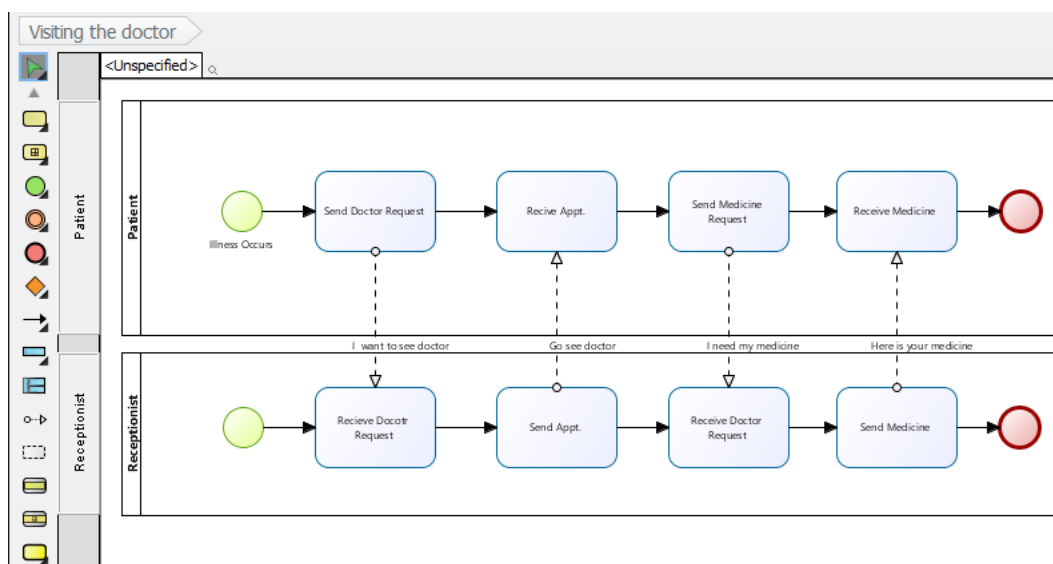


2. Create a new project by selecting **Project > New** from the application toolbar. In the **New Project** window, enter *Tutorial* as the project name and click **Create Blank Project**.

5. The Bizagi drawing can then be accessed in the **Project Browser**. In case it is not opened, select **View > Project Browser** from the application toolbar. You can then double-click on **Visiting the doctor's** thumbnail to open the diagram.



Visiting the doctor is opened.



Resources

1. [BPD-sample.bpm](#)



Visual Paradigm home page
(<https://www.visual-paradigm.com/>)

Visual Paradigm tutorials
(<https://www.visual-paradigm.com/tutorials/>)